
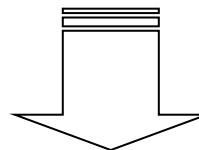




# Instrukce k montáži Assembly instruction

Platí pro všechny varianty / applies for all variants

1x		1x	PDH verze 
1x		1x	M 8X16 – 3X 
1x			
1x			
5x			



PDH verze





DOPORUČUJEME KAŽDÉ 3 MĚSÍCE PŘEKONTROLOVAT DOTAŽENÍ ŠROUBŮ  
WE RECOMMEND TO CHECK TIGHTENING OF SCREWS EVERY 3 MONTHS

